

PRIMARY English

CONTENTS

1	Let's revise:	2
	Countries	3
	Alphabet & numbers	5
	The body	6
	Can - Can't	7
	The house	8
2	The weather	
	Months	
	Seasons	10
3	Clothes	
	I'm wearing... ..	16
4	Actions	
	Can - Can't	22
5	Daily routine	
	The time	28
6	Describing people	34
	Glossary	39



LET'S REVISE!

1 Leggi e completa le informazioni su Paul. Poi scrivi di te.

Hi! I'm Paul Smith.
 I'm nine years old.
 I've got two brothers and a sister.
 My favourite colour is blue.



Name:	Paul
Surname:	Smith
Age:	9
Brother(s):	two
Sister(s):	one
Favourite colour:	blue

ME

Name:	
Surname:	
Age:	
Brother(s):	
Sister(s):	
Favourite colour:	

Hi! I'm

I'm years old.

I've got

.....

My favourite colour is

2 Ascolta e segna le informazioni corrette.  02



Name:	<input checked="" type="checkbox"/> Kate	<input type="checkbox"/> Claire
Surname:	<input type="checkbox"/> Davis	<input checked="" type="checkbox"/> Wilson
Age:	<input type="checkbox"/> 11	<input checked="" type="checkbox"/> 10
Brother(s):	<input type="checkbox"/> 2	<input checked="" type="checkbox"/> 1
Sister(s):	<input checked="" type="checkbox"/> 2	<input type="checkbox"/> 0
Favourite colour:	<input type="checkbox"/> purple	<input checked="" type="checkbox"/> green

3 Leggi e collega.

What's your name? — Yes, I've got two sisters.

How old are you? — It's yellow.

Have you got any brothers or sisters? — I'm nine.

Have you got a dog? — No, I haven't.

What's your favourite colour? — My name's Jane.

4 Ascolta e completa.  Poi colora le bandiere seguendo il codice.

the UK - Italy - Egypt - France - Greece - Poland - Spain - Germany

Key:

- 1 = green
- 2 = blue
- 3 = red
- 4 = white
- 5 = yellow
- 6 = black

I'm from **Italy**



a

1	4	3
---	---	---

I'm from **Poland**



b

4
3

I'm from **France**



c

2	4	3
---	---	---


I'm from **Egypt**




d

3		
4		4
6		


I'm from **Spain**



e

3

5
3

I'm from **The UK**



f

3	2	2	3
4	2	2	4
2	2	2	4
3	4	2	4

I'm from **Greece**



g

2	2	4	2
2	2	4	4
2	4	4	4
2	4	4	4

I'm from **Germany**




h

6
3
5

5 Completa il dialogo. your name - I'm from - name's - Germany



6 Leggi, completa e rispondi.



My name's Gus.
I'm from Germany.



I'm Karen.
I'm from the UK.



My name's Marco.
I'm from Italy.



My name's Lucille.
I'm from France.



I'm Maria.
I'm from Spain.

1- Where's Gus from?
He's from **Germany**.....

2- Where's Karen from?
She's from **The UK**.....

3- Where's Marco from?
He's from Italy.....

4- Where's Lucille from?
She's from France.....

5- Where's Maria from?
She's from Spain.....

7 Ascolta e completa.

04


apple boy cat dog elephant four guitar
 hat ice cream jacket kite lion mountain nine
 orange pumpkin queen robot snake table umbrella
 vampire witch xylophone yo-yo zebra

8 Leggi e collega.

10 20 30 40 50 60 70 80 90 100
 FORTY TWENTY EIGHTY FIFTY NINETY THIRTY ONE HUNDRED TEN SEVENTY SIXTY

9 Osserva, leggi e scrivi.

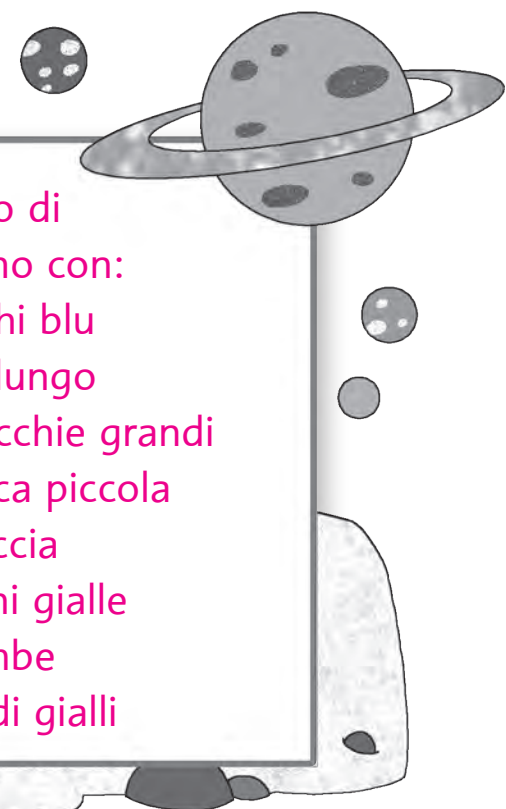
mouth - hair - ear - nose - neck - eye - arm - hand - feet - leg



10 Ora leggi e disegna l'alieno.


Hello! I'm Milo the alien.
 I've got three blue eyes and a long nose.
 I've got four big ears and a small mouth.
 I've got two arms and two hands.
 I've got three legs and six feet.
 My hands and my feet are yellow.

Disegno di
 un alieno con:
 - 3 occhi blu
 - naso lungo
 - 4 orecchie grandi
 - 1 bocca piccola
 - 2 braccia
 - 2 mani gialle
 - 3 gambe
 - 6 piedi gialli





11 Ascolta e segna.  05

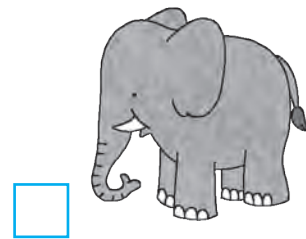


1




2



3



12 Osserva e completa con **can** o **can't**.



1- The penguin **can** swim.




2- The monkey **can** climb a tree.



3- The elephant **can't** fly.



4- The giraffe **can't** climb a tree.



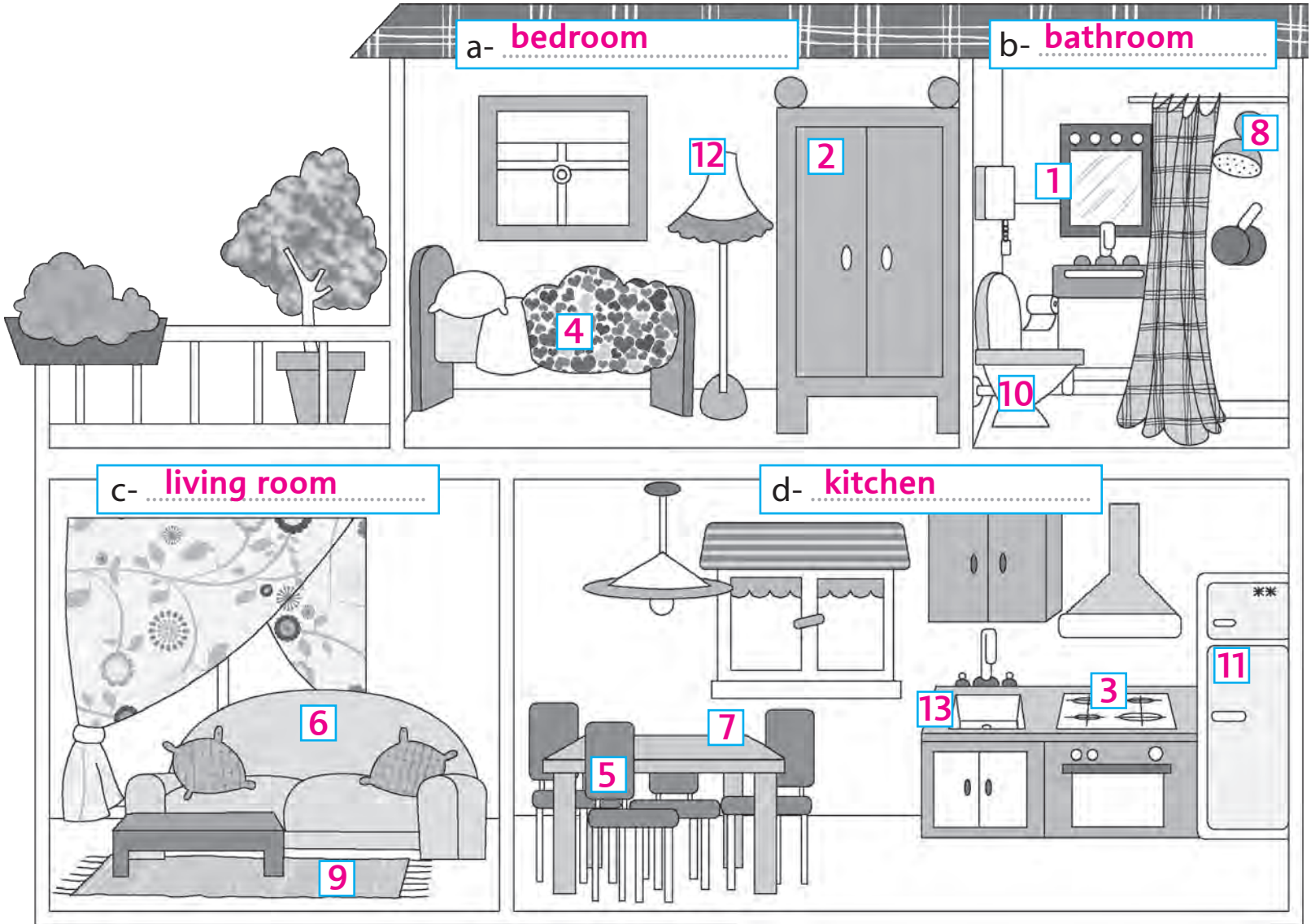
5- The snake **can** crawl.



6- The eagle **can** fly.

13 Scrivi i nomi delle stanze. Ascolta e numera il mobilio.  06

kitchen - living room - bedroom - bathroom




14 Ora osserva l'immagine della casa e completa.

- 1- There's a bed, a wardrobe and a lamp in the **bedroom**
- 2- There's a mirror, a toilet and a shower in the **bathroom**
- 3- There's a fridge, a cooker, a sink, a table and four chairs in the **kitchen**
- 4- There's a sofa and a carpet in the **living room**

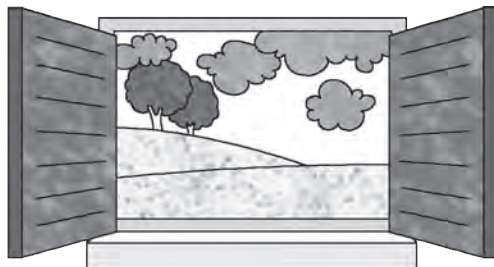
2

THE WEATHER - MONTHS - SEASONS

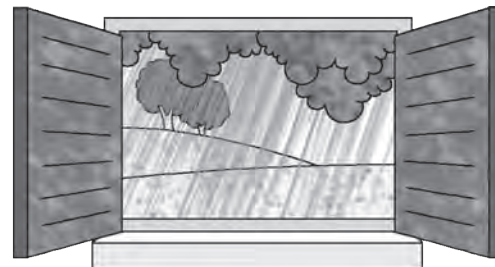
1 Ascolta e numera.  07



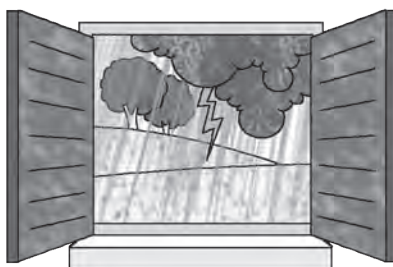
4 It's sunny.




6 It's cloudy.



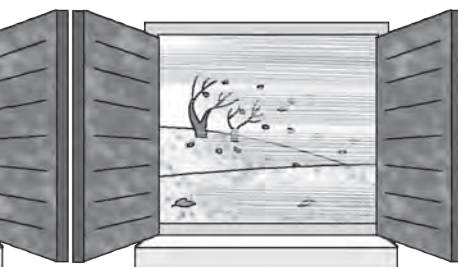
3 It's rainy.



8 It's stormy.



9 It's foggy.



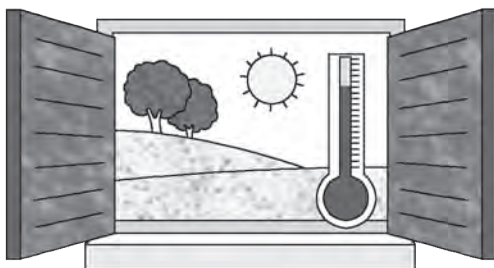
1 It's windy.




10 It's snowy.



2 It's changeable.

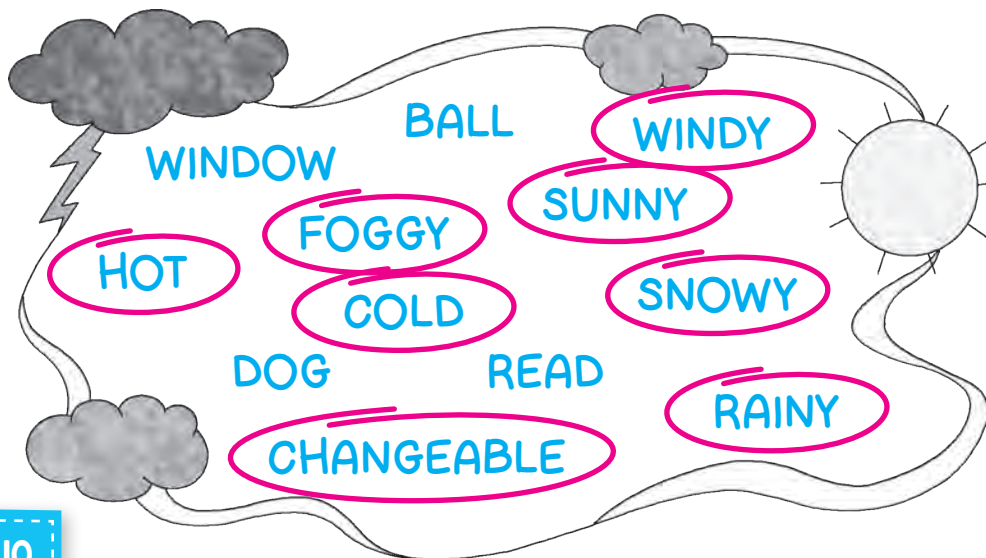


7 It's hot.



5 It's cold.

2 Trova le parole del tempo atmosferico e riscrivile.



windy

sunny

snowy

rainy


changeable

cold

hot

foggy

3 Osserva le immagini e completa con le parole del tempo atmosferico.



4 Osserva la cartina e completa.

1- What's the weather like in Italy?

It's **sunny**.....

2- What's the weather like in the UK?

It's rainy.....

3- What's the weather like in France?

It's cloudy.....

4- What's the weather like in Poland?

It's snowy.....

5- What's the weather like in Germany?

It's foggy.....

6- What's the weather like in Greece?

It's windy.....



5 Osserva le immagini e completa.

winter - spring - summer - autumn



1- My favourite season is **summer**.....



2- My favourite season is **spring**.....



3- My favourite season is **winter**.....



4- My favourite season is **autumn**.....

6 Leggi e rispondi.

cold - snowy - changeable - rainy - hot - sunny - foggy

1- What's the weather like in winter?

It's cold and snowy.....

2- What's the weather like in spring?

It's changeable.....

3- What's the weather like in summer?

It's hot and sunny.....

4- What's the weather like in autumn?

It's foggy and rainy.....

7 Scrivi i nomi dei mesi. Ascolta e controlla.  08


February - November - August - June - May - October
March - April - December - July - September - ~~January~~



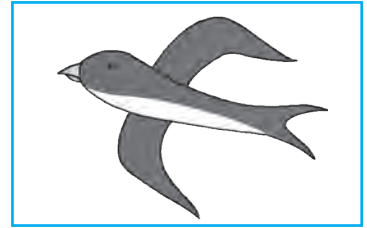
1- January




2- February



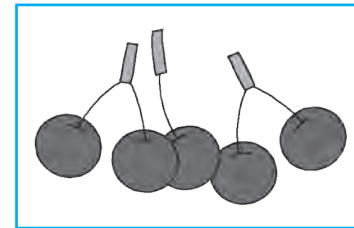
3- March



4- April




5- May




6- June



7- July



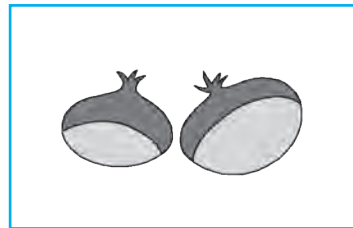
8- August



9- September



10- October



11- November



12- December

8 Scrivi i nomi dei mesi nella stagione corretta.

SUMMER



June

July

August

AUTUMN



September

October

November

WINTER



December

January

February

SPRING

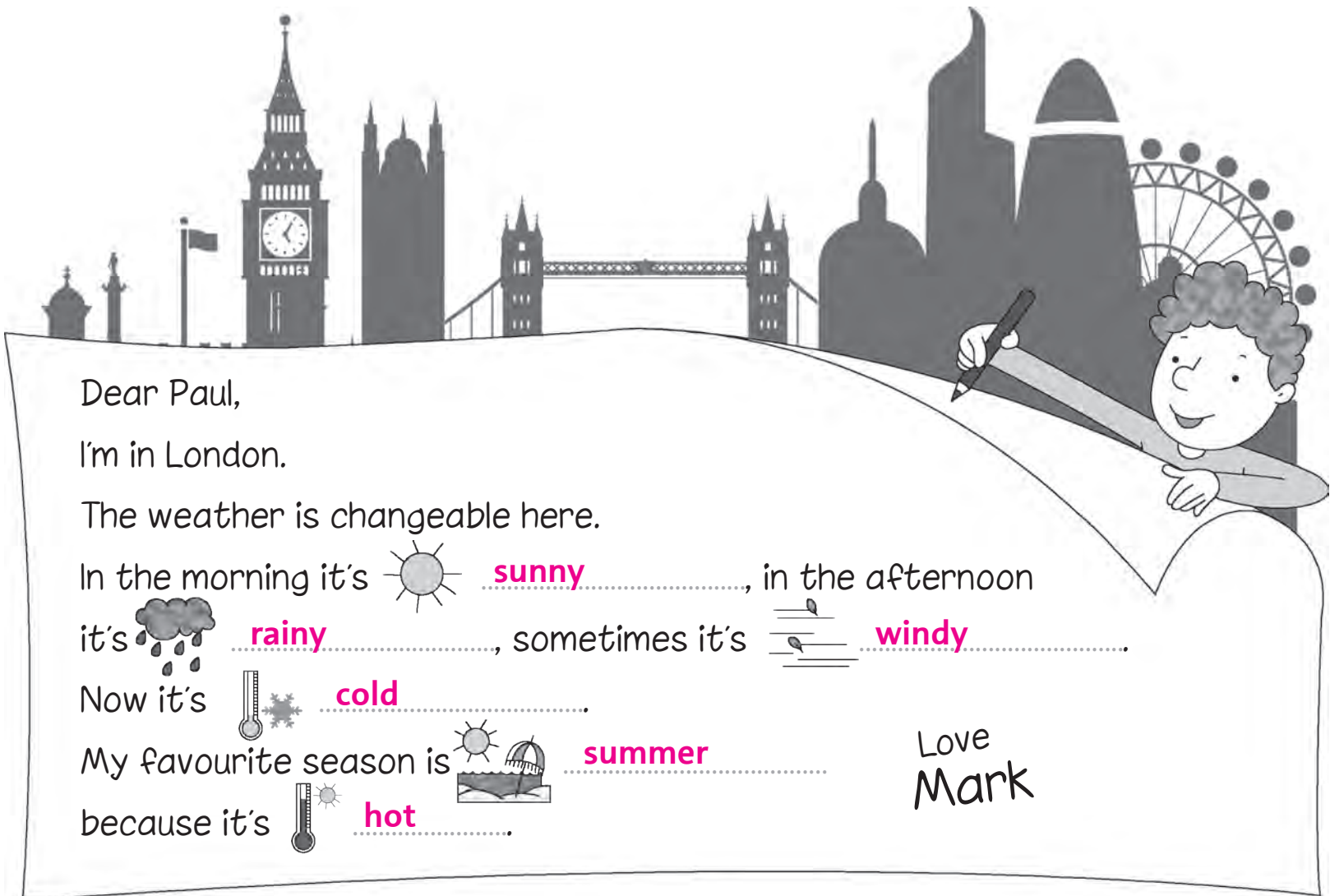








March

April

May

9 Completa la lettera scrivendo le parole corrispondenti alle immagini.



Dear Paul,
I'm in London.
The weather is changeable here.
In the morning it's  **sunny**....., in the afternoon
it's  **rainy**....., sometimes it's  **windy**.....
Now it's  **cold**.....
My favourite season is  **summer**.....
because it's  **hot**.....

Love
Mark

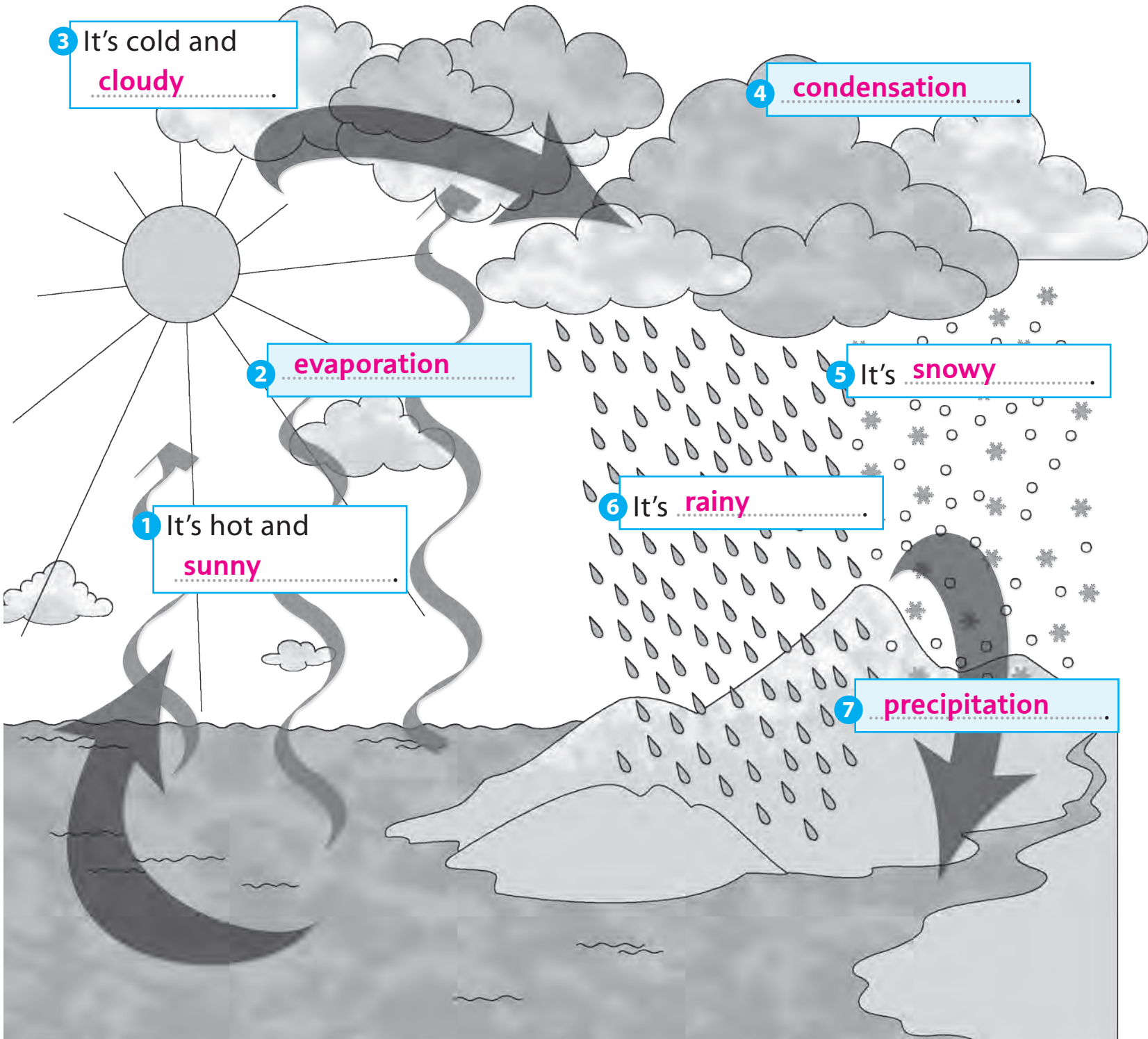
10 Leggi e scegli la risposta corretta.

- | | | | |
|---|--|--|---------------------------------------|
| 1- How many seasons are there in a year? | <input type="checkbox"/> 5 | <input type="checkbox"/> 6 | <input checked="" type="checkbox"/> 4 |
| 2- How many months are there in a year? | <input checked="" type="checkbox"/> 12 | <input type="checkbox"/> 11 | <input type="checkbox"/> 10 |
| 3- It's warm and changeable. What season is it? | <input type="checkbox"/> It's winter. | <input checked="" type="checkbox"/> It's spring. | |
| 4- It's cold and snowy. What season is it? | <input checked="" type="checkbox"/> It's winter. | <input type="checkbox"/> It's spring. | |
| 5- It's windy and rainy. What season is it? | <input type="checkbox"/> It's summer. | <input checked="" type="checkbox"/> It's autumn. | |
| 6- It's hot and sunny. What season is it? | <input type="checkbox"/> It's autumn. | <input checked="" type="checkbox"/> It's summer. | |
| 7- It's July. What season is it? | <input checked="" type="checkbox"/> It's summer. | <input type="checkbox"/> It's winter. | |
| 8- It's January. What season is it? | <input type="checkbox"/> It's autumn. | <input checked="" type="checkbox"/> It's winter. | |

- 11 Leggi e completa le varie fasi del ciclo dell'acqua.
Ascolta e controlla.  09

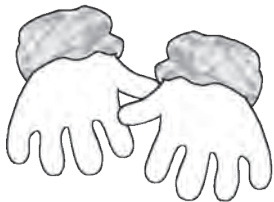
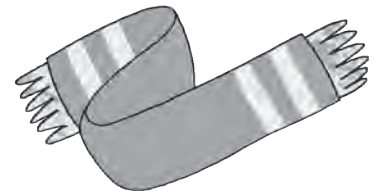
THE WATER CYCLE

evaporation - rainy - sunny - condensation
precipitation - snowy - cloudy



1 Ascolta e scrivi.  10

coat - T-shirt
 hat - sandals
 skirt - trousers
 dress - trainers
 shirt - shorts
 jumper - boots
 gloves - scarf
 swimsuit - cap

1- **skirt**2- **dress**3- **hat**4- **cap**5- **coat**6- **shirt**7- **jumper**8- **sandals**9- **T-shirt**10- **trousers**11- **gloves**12- **shorts**13- **swimsuit**14- **scarf**15- **trainers**16- **boots**

2 Sandali e guanti... quali sono le parti del corpo corrispondenti?

 feet hands hands head

- 3 Osserva, leggi e segna se ciò che dicono i bambini è vero (T = true) o falso (F = false).





- 1- I'm wearing gloves. T F
- 2- I'm wearing a coat. T F
- 3- I'm wearing sandals. T F
- 4- I'm wearing a dress. T F



- 5- I'm wearing a cap. T F
- 6- I'm wearing a skirt. T F
- 7- I'm wearing a scarf. T F
- 8- I'm wearing boots. T F

- 4 Ascolta e colora.  11



5 Leggi e colora.

It's **winter**.
It's cold and snowy.
I'm wearing a green scarf, a red jumper, orange trousers and brown boots.



ROBERT



MEG

It's **spring**.
It's sunny and windy.
I'm wearing a blue jumper, a red skirt, white socks and green trainers.

It's **autumn**.
It's cold and foggy.
I'm wearing a purple coat, green trousers and brown trainers.



ALICE



PHIL

It's **summer**.
It's hot and sunny.
I'm wearing yellow shorts, an orange T-shirt and brown sandals.

6 Ora completa la tabella.

NAME	SEASON	WEATHER	CLOTHES
Robert	winter	cold and snowy	scarf, jumper, trousers, boots
Meg	spring	sunny and windy	jumper, skirt, socks, trainers
Phil	summer	hot and sunny	shorts, T-shirt, sandals
Alice	autumn	cold and foggy	coat, trousers, trainers

- 7 Osserva gli indumenti sparsi nella stanza e completa con **his** o **her**.

RICORDA!

HIS = suo di lui
HER = suo di lei



- | | | |
|------------------------------|------------------------------|------------------------------|
| 1- his shorts | 5- her swimsuit | 9- his jumper |
| 2- her skirt | 6- his trainers | 10- her boots |
| 3- his trousers | 7- her sandals | 11- her hat |
| 4- his shirt | 8- her dress | 12- his T-shirt |

- 8 Osserva i bambini dell'esercizio precedente e scrivi cosa indossano. Utilizza il pronome personale corretto: **He** o **She**.




He is wearing **a**
T-shirt, trousers / jeans,
and sandals.



She is wearing **a shirt**
a skirt, and shoes.

3 CLOTHES

9 Ascolta e riordina il messaggio.  12

AND	A JUMPER	IT'S
is		A COAT
MARK		WINTER
	GLOVES	SNOWY
	A CAP	COLD

IT'S
TRAINERS
A SCARF
WEARING
AND

It's cold and snowy. It's winter. Mark is wearing a cap, a scarf, a coat, a jumper, gloves and trainers.

10 Ora scrivi di te e di qualcuno che ti sta vicino. Cosa state indossando?

WHAT ARE YOU WEARING?

WHAT IS HE/SHE WEARING?

Risposte personali

.....

.....

.....

.....

.....

.....

.....

.....

11 Ascolta e leggi.  13

TRADITIONAL CLOTHES FROM ALL OVER THE WORLD



The girl in this picture is from India. She's wearing a sari, a traditional Indian garment. It consists of a piece of fabric up to nine metres long. It is very colourful.

This boy is from Scotland, in the UK. He's wearing a kilt, a traditional Scottish garment for boys. It looks like a skirt and it's made of a particular fabric called tartan.



This girl is from Japan. She's wearing a kimono. It's a typical Japanese garment. Men and women both wear kimonos on special occasions.

12 Leggi e segna.

- 1- The sari is an Indian garment an Italian garment.
- 2- The kilt is a garment for boys girls.
- 3- The kimono is a typical garment from Japan China.

4

ACTIONS - CAN & CAN'T

1 Ascolta e numera.



3 swim



8 ski



7 dance



2 play the guitar



4 skateboard



9 use computers



1 ride a bike



6 cook



10 ride a horse



5 sing

2 Prova a indovinare a che verbi si riferiscono le immagini.



play the piano

run





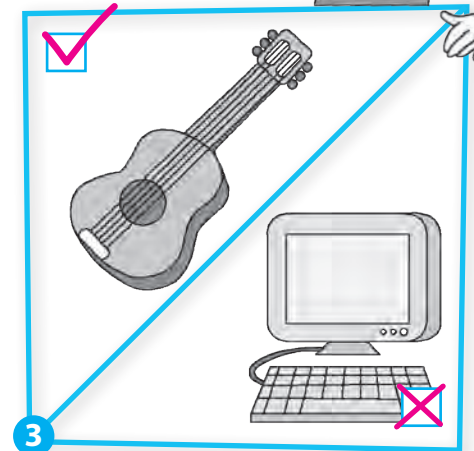
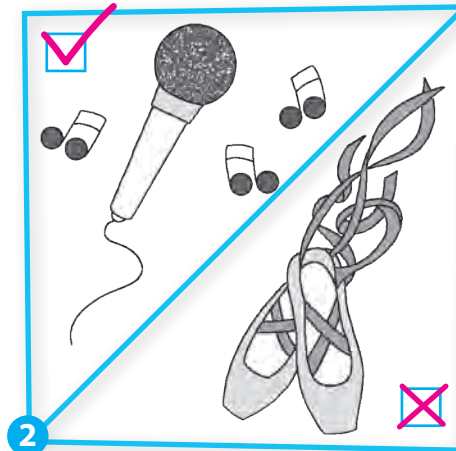
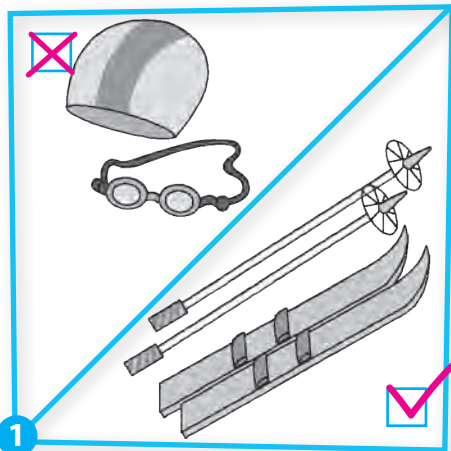
read

use a camera



3 Osserva e completa.

swim - dance - ride a horse - use computers - skateboard - play the guitar

4 Ascolta e segna: ✓ = I can... e ✗ = I can't.  15

5 Osserva e segna le cose che sai fare, poi completa.

Risposta personale



I can

.....

.....

.....

.....

I can't

.....

.....

.....

.....

6 Leggi e rispondi in maniera personale con **Yes, I can.** o **No, I can't.**

Risposta personale

1- Can you swim?

.....

5- Can you skateboard?

.....

8- Can you cook?

.....

2- Can you ski?

.....

6- Can you ride a bike?

.....

9- Can you ride a horse?

.....

3- Can you dance?

.....

7- Can you use computers?

.....

10- Can you sing?


.....

4- Can you play the guitar?

.....

7 Osserva, leggi e abbina.


1




2



3



4



a- He can swim and skateboard.

He can't ski. **3**

b- She can ski and dance.

She can't play the guitar. **2**

c- She can ride a bike and cook.

She can't sing. **1**

d- He can use computers and swim.

He can't ride a horse. **4**

8 Leggi e segna T (true = vero) o F (false = falso).

*His name is Paul.**He can ski very well.**He can swim and play the piano.**He can't cook or ride a horse.*

1- He can ski.

 T F

2- He can swim.

 T F

3- He can't play the piano.

 T F

4- He can cook.

 T F

5- He can't ride a horse.


 T F

- 9 Osserva le immagini, poi completa e rispondi con **Yes, he/she can.** o **No, he/she can't.**

KATE



JOHN



- 1- Kate can **ski**
and **dance**
She can't **skateboard**
or **swim**
- 2- Can she ski? **Yes, she can**
- 3- Can she swim? **No, she can't**
- 4- Can she skateboard? **No, she can't**

- 5- John can **play the guitar**
and **ride a bike**
He can't **sing**
or **ride a horse**
- 6- Can he play the guitar? **Yes, he can**
- 7- Can he ride a bike? **Yes, he can**
- 8- Can he sing? **No, he can't**

- 10 Leggi, rispondi in maniera personale con **Yes, I can.** o **No, I can't.**
Poi fai le azioni indicate. **Risposte personali**

WARM UP EXERCISES

LEGS

Can you stand on one leg and stretch the other?
.....



Can you run on the spot?
.....



BACK

Can you twist your body?
.....



Can you touch your toes?
.....



STOMACH

Can you do sit ups?
.....



BODY

Can you do star jumps?
.....




5

DAILY ROUTINE - THE TIME

1 Ascolta e scrivi.  16

go to bed - get up - have dinner - go to school - watch TV - go home
go to the swimming pool - have lunch - have breakfast



2 Leggi e completa.

1- I have breakfast in the **morning**.....

2- I go to the swimming pool in the **afternoon**.....

3- I have dinner in the **evening**..... and I go to bed at **night**.....

night - morning
evening - afternoon

3 Osserva, leggi e segna T (true = vero) o F (false = falso).



1- I go to the swimming pool. T F



2- I go to school. T F






3- I have lunch. T F



4- I get up. T F

4 Osserva e completa i fumetti con i verbi mancanti.



5 Leggi e collega.

WHAT'S THE TIME?

10:00

08:45

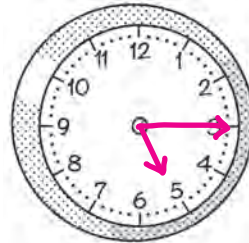
07:30

It's quarter past four.
 It's half past seven.
 It's ten o'clock.
 It's quarter to nine.
 It's quarter past eight.
 It's quarter to one.

6 Scrivi l'ora o disegna le lancette.

07:45

It's quarter to eight.



It's quarter past five.

02:30

It's half past two.

4:00

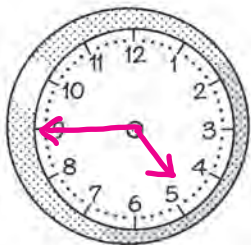
It's four o'clock.

03:00

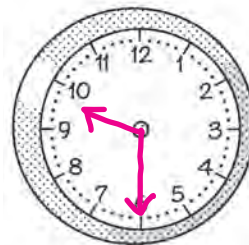
It's three o'clock.

07:15

It's quarter past seven.



It's quarter to five.



It's half past nine.

7 Ascolta e segna.  17

IN THE MORNING

- I get up at 7 o'clock.
- I go to school at 8 o'clock.
- I go to the swimming pool at 10:30.
- I go to the playground at 11:15.
- I have lunch at 12:30.



IN THE AFTERNOON

- I go home at 3 o'clock.
- I go to the swimming pool at 4:20.
- I do my homework at 4:30.
- I watch TV at 7 o'clock.
- I have dinner at 7:30.

8 Immagina di essere Mary. Osserva e rispondi alle domande.

WHAT TIME
DO YOU
GET UP?



1- I get up at **seven o'clock**

WHAT TIME
DO YOU HAVE
BREAKFAST?



2- **I have breakfast**
at half past seven

WHAT TIME
DO YOU HAVE
LUNCH?



3- **I have lunch at**
twenty to one

WHAT TIME
DO YOU GO
TO BED?



4- **I go to bed at**
a quarter to ten

9 Trasforma le frasi alla terza persona singolare.

RICORDA!

get → gets
have → has
go → goes
watch → watches



1- I get up.

2- I have breakfast.

3- I go to school.

4- I have lunch.

5- I go home.

6- I go to the swimming pool.

7- I watch TV.

8- I have dinner.

9- I go to bed.

He/She gets up

He/She has breakfast

He/She goes to school

He/She has lunch

He/She goes home

He/She goes to the swimming pool

He/She watches TV


He/She has dinner

He/She goes to bed

10 Ascolta la giornata di Keith e completa la tabella con gli orari.

18

7:00	He gets up.
7:30	He has breakfast.
8:00	He goes to school.
12:30	He has lunch.
4:00	He goes home.
5:00	He goes to the swimming pool.
7:30	He watches TV.
8:15	He has dinner.
9:45	He goes to bed.



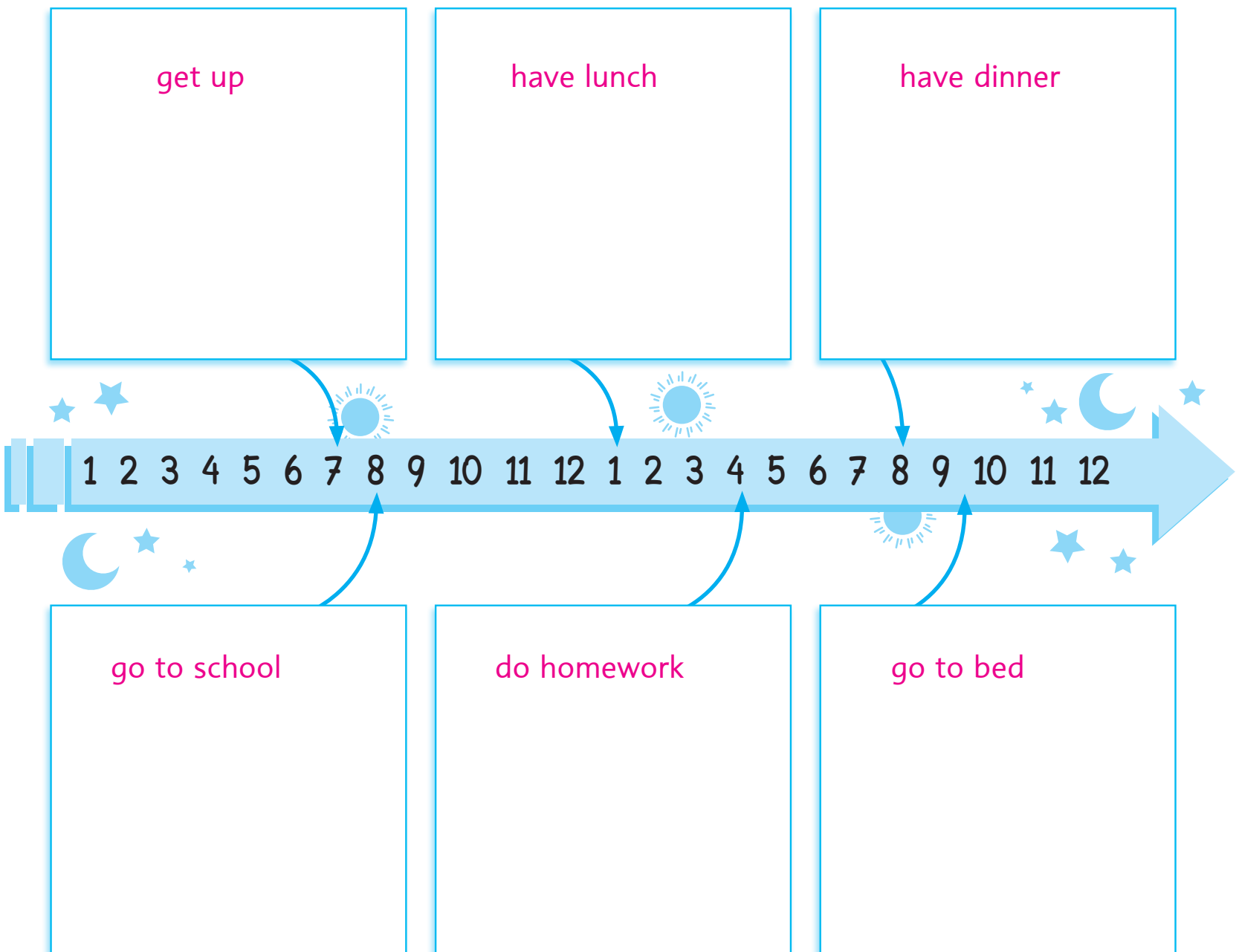
- 11 Leggi e osserva la linea del tempo di una giornata. Disegna le azioni giornaliere nei giusti spazi.

TIMELINES

Historians use timelines to show the chronological order of events. Read the daily routine actions in the box and draw them on the timeline of one day (24 hours).


DAILY ROUTINE ACTIONS

have lunch - do homework
go to bed - go to school
get up - have dinner



6

DESCRIBING PEOPLE

1 Ascolta e numera.  19

CON IL VERBO "HAVE GOT"



2 spiky hair




8 wavy hair




5 curly hair




3 straight hair



4 fringe



7 ponytail



1 beard



6 glasses

2 Ascolta e numera.  20

CON IL VERBO "TO BE"



2 plump



1 thin



4 tall



3 short

3 Trova le parole utili per le descrizioni fisiche e riscrivile.

SPIKY

PLUMP

CLOUD

FRINGE

BALL

SKATEBOARD

APPLE

WAVY

BEARD

STRAIGHT

plump

wavy

straight

beard

fringe

spiky

4 Ascolta le descrizioni e osserva. Indovina chi è Meg e chi è Jack.  21

WHO'S
MEG?



WHO'S
JACK?



5 Ora completa le descrizioni di Meg e Jack.

glasses - spiky - plump - tall - fringe - tall - thin - straight

Hi, I'm Meg.

I'm **tall** and **thin**

I've got long **straight** hair.

I've got a **fringe**

Hi, I'm Jack.

I'm **tall** and **plump**

I've got short **spiky** hair.

I've got **glasses**

6 Descrivi te stesso.

risposte personali



7 Ascolta e scegli. Poi disegna Mary e prova a completare la sua descrizione. Infine trasforma la descrizione alla 3ª persona singolare.



- | | |
|---|--|
| <input checked="" type="checkbox"/> tall | <input type="checkbox"/> short |
| <input type="checkbox"/> thin | <input checked="" type="checkbox"/> plump |
| <input checked="" type="checkbox"/> wavy brown hair | <input type="checkbox"/> wavy blonde hair |
| <input type="checkbox"/> pony tail | <input checked="" type="checkbox"/> fringe |
| <input type="checkbox"/> blue eyes | <input checked="" type="checkbox"/> green eyes |

I'm **Mary**.....
I'm tall and plump......
 I've got **wavy brown hair and**
a fringe. I've got green eyes......

This is Mary. She's tall and plump.

She's got wavy brown hair and a fringe.

She's got green eyes.

8 Leggi le descrizioni, osserva e abbina.

A She's tall and thin.
She's got long curly hair.
She's got a pony tail.


B She's short and thin.
She's got short straight hair. She's got a fringe.
She's got glasses.

C He's tall and plump.
He's got short spiky hair.
He's got glasses.



9 Osserva l'immagine e completa con **is/isn't** o con **has got/hasn't got**.

- 1- He **is** tall.
- 2- He **isn't** short.
- 3- He **isn't** plump.
- 4- He **is** thin.
- 5- He **has got** spiky hair.
- 6- He **hasn't got** curly hair.
- 7- He **hasn't got** a beard.
- 8- He **hasn't got** glasses.



- 10 Osserva questi quadri di pittori famosi e completa le descrizioni.
Usa le parole nei box.

FAMOUS PORTRAITS

A portrait is an artistic representation of a person. It can be a painting or a photograph.



Vincent van Gogh, *Self-Portrait with a Grey felt hat*, 1887

thin - hat - beard - jacket

He is **thin**.....

He's got a **beard**.....

He's wearing a **hat**.....

and a **jacket**.....



Fernando Botero, *Woman with dog*, 1996

plump - dog - wavy hair - skirt - shirt

She is **plump**.....

She's got **wavy hair**.....

She's wearing a **shirt**.....

and a **skirt**.....

She's got a **dog**.....

GLOSSARY

I

<i>arm</i>	braccio
<i>bathroom</i>	bagno
<i>bed</i>	letto
<i>bedroom</i>	camera
<i>brother</i>	fratello
<i>carpet</i>	tappeto
<i>chair</i>	sedia
<i>(to) climb a tree</i>	arrampicarsi su un albero
<i>cooker</i>	fornello
<i>(to) crawl</i>	strisciare
<i>ear</i>	orecchio
<i>Egypt</i>	Egitto
<i>eighty</i>	ottanta
<i>eye</i>	occhio
<i>feet</i>	piedi
<i>fifty</i>	cinquanta
<i>(to) fly</i>	volare
<i>forty</i>	quaranta
<i>France</i>	Francia
<i>fridge</i>	frigorifero
<i>Germany</i>	Germania
<i>Greece</i>	Grecia
<i>hair</i>	capelli
<i>hand</i>	mano
<i>He/She is from...</i>	Viene da...
<i>I'm from...</i>	Vengo da...
<i>Italy</i>	Italia
<i>kitchen</i>	cucina
<i>lamp</i>	lampada
<i>leg</i>	gamba
<i>living room</i>	soggiorno
<i>mirror</i>	specchio

<i>mouth</i>	bocca
<i>neck</i>	collo
<i>ninety</i>	novanta
<i>nose</i>	naso
<i>one hundred</i>	cento
<i>Poland</i>	Polonia
<i>seventy</i>	settanta
<i>shower</i>	doccia
<i>sink</i>	lavandino
<i>sister</i>	sorella
<i>sixty</i>	sessanta
<i>sofa</i>	divano
<i>Spain</i>	Spagna
<i>surname</i>	cognome
<i>(to) swim</i>	nuotare
<i>table</i>	tavolo
<i>ten</i>	dieci
<i>the UK</i>	Regno Unito
<i>thirty</i>	trenta
<i>toilet</i>	servizi igienici
<i>twenty</i>	venti
<i>wardrobe</i>	armadio
<i>Where are you from?</i>	Da dove vieni?
<i>Where is he/she from?</i>	Da dove viene?

2

<i>April</i>	aprile
<i>August</i>	agosto
<i>autumn</i>	autunno
<i>changeable</i>	variabile
<i>cloudy</i>	nuvoloso
<i>cold</i>	freddo
<i>condensation</i>	condensazione

<i>December</i>	dicembre
<i>evaporation</i>	evaporazione
<i>February</i>	febbraio
<i>foggy</i>	nebbioso
<i>hot</i>	caldo
<i>How many... are there in...?</i>	Quanti... ci sono in...?
<i>January</i>	gennaio
<i>July</i>	luglio
<i>June</i>	giugno
<i>March</i>	marzo
<i>May</i>	maggio
<i>November</i>	novembre
<i>October</i>	ottobre
<i>precipitation</i>	precipitazione
<i>rainy</i>	piovoso
<i>season</i>	stagione
<i>September</i>	settembre
<i>snowy</i>	nevoso
<i>spring</i>	primavera
<i>stormy</i>	tempestoso
<i>summer</i>	estate
<i>sunny</i>	assolato
<i>water cycle</i>	ciclo dell'acqua

What's the weather like in...?
Che tempo fa in...?

<i>windy</i>	ventoso
<i>winter</i>	inverno

3

<i>boots</i>	stivali
<i>both</i>	entrambi
<i>called</i>	chiamato
<i>cap</i>	cuffia

<i>clothes</i>	abiti
<i>coat</i>	cappotto
<i>dress</i>	vestito
<i>fabric</i>	stoffa
<i>garment</i>	indumento
<i>gloves</i>	guanti
<i>hat</i>	cappello
<i>He/She is wearing...</i>	Indossa...
<i>I'm wearing...</i>	Indosso...
<i>It looks like...</i>	Assomiglia a...
<i>It's made of...</i>	È fatto di...
<i>jumper</i>	maglione
<i>sandals</i>	sandali
<i>scarf</i>	sciarpa
<i>shirt</i>	camicia
<i>shorts</i>	pantaloncini
<i>skirt</i>	gonna
<i>swimsuit</i>	costume da bagno
<i>trainers</i>	scarpe da tennis
<i>trousers</i>	pantaloni
<i>T-shirt</i>	T-shirt
<i>up to</i>	fino a
<i>What are you wearing?</i>	Cosa indossi?
<i>What is he/she wearing?</i>	Cosa indossa?

4

<i>back</i>	schiena
<i>Can he/she... ?</i>	Sa... ?
<i>Can you... ?</i>	Sai... ?
<i>(to) cook</i>	cucinare
<i>(to) dance</i>	ballare
<i>He/She can...</i>	Sa...
<i>He/She can't...</i>	Non sa...

<i>I can...</i>	So...
<i>I can't...</i>	Non so...
<i>on the spot</i>	sul posto
<i>(to) play the guitar</i>	suonare la chitarra
<i>(to) play the piano</i>	suonare il pianoforte
<i>(to) read</i>	leggere
<i>(to) ride a bike</i>	andare in bicicletta
<i>(to) ride a horse</i>	andare a cavallo
<i>(to) run</i>	correre
<i>(to) sing</i>	cantare
<i>sit ups</i>	esercizi addominali
<i>(to) skateboard</i>	andare con lo skateboard
<i>(to) ski</i>	sciare
<i>star jump</i>	salto a stella
<i>stomach</i>	pancia
<i>(to) stretch</i>	allungare
<i>(to) swim</i>	nuotare
<i>toes</i>	dita dei piedi
<i>(to) twist</i>	ruotare
<i>(to) use a camera</i>	usare una fotocamera
<i>(to) use computers</i>	usare i computer

5

<i>afternoon</i>	pomeriggio
<i>evening</i>	sera
<i>(to) get up</i>	alzarsi
<i>(to) go home</i>	andare a casa
<i>(to) go to bed</i>	andare a dormire
<i>(to) go to school</i>	andare a scuola

<i>(to) go to the swimming pool</i>	andare in piscina
<i>(to) have breakfast</i>	fare colazione
<i>(to) have dinner</i>	cenare
<i>(to) have lunch</i>	pranzare
<i>historians</i>	storici
<i>morning</i>	mattino
<i>night</i>	notte
<i>(to) show</i>	mostrare
<i>timeline</i>	linea del tempo
<i>(to) watch TV</i>	guardare la TV
<i>What time do you...?</i>	A che ora...?
<i>What's the time?</i>	Che ore sono?

6

<i>beard</i>	barba
<i>curly hair</i>	capelli ricci
<i>fringe</i>	frangetta
<i>glasses</i>	occhiali
<i>painting</i>	dipinto
<i>plump</i>	paffuto
<i>ponytail</i>	coda di cavallo (capelli)
<i>portrait</i>	ritratto
<i>short</i>	basso
<i>spiky hair</i>	capelli a spazzola
<i>straight hair</i>	capelli lisci
<i>tall</i>	alto
<i>thin</i>	magro
<i>wavy hair</i>	capelli ondulati